

Program Guide

The Carmel Swim Academy offers lessons for infants and children ages six months and older. Lessons are separated into specific tracks based on both a swimmer's age and ability level to best meet their individual needs. Carmel Swim Academy's specific groups and levels for each age group series are listed below. Each level details the skills swimmers will practice during their lesson time.

To advance to the next level, swimmers must be proficient in and demonstrate the noted level of comfort with the listed skills. This means that a swimmer may stay in the same level for more than one session of programming. Advancing out of certain levels may indicate your child is ready to be evaluated for the Carmel Swim Club competitive program, or may move into a different series with a director's approval. Please see each level for details.

You can use these links to easily navigate to your child's age group and level progressions.

- [Caregiver/Child Lessons: Ages Six Months to Three Years](#)
- [Hydros: Ages Three to Four Years](#)
- [Neptune: Ages Five to Seven Years](#)
- [Triton: Ages Eight to Ten Years](#)
- [Poseidon: Ages 11 Years and Older](#)
- [Evaluations and Progress Reports: For All Levels](#)

Caregiver/Child Lessons: Ages Six Months to Three Years

Accompanied by a parent, guardian, or caregiver, swimmers learn to be comfortable in the water. Infants and toddlers develop swim readiness skills through fun, confidence-building experiences, while adults learn about water safety, drowning prevention, and the importance of supervision.

This class introduces infants and toddlers to the aquatic environment. It focuses on exploring body positions, blowing bubbles, fundamental safety, and aquatics skills.

This class helps children become comfortable in the water and prepares them for our group swim lesson program, where a parent does not participate in the water with them.

Swimmers should be at least six months of age to be enrolled in this class. They must wear a swim diaper, and a parent, guardian, or caregiver must participate with them.

Hydros: Ages Three to Four Years, 35-Minute Classes

Hydros Level 1

- Bobs - fully submerged, blowing bubbles, assisted
- Front Float - face in, assisted
- Front Kicks - with equipment, assisted
- Freestyle Arms - face in, assisted
- Back Float - relaxed, assisted
- Back Kicks - with equipment, assisted
- Backstroke Arms - assisted
- Jumping In - swim back to the wall or ladder, assisted

To progress to Hydros Level 2, the swimmer is comfortable performing listed skills and does not cling to the instructor.

Hydros Level 2

- Bobs - fully submerged
- Front Float - face in, unassisted
- Front Glide - streamline, unassisted
- Freestyle - face in, unassisted
- Back Float - relaxed, unassisted
- Back Glide - streamline, assisted
- Back Kicks - with equipment, unassisted
- Backstroke - basic knowledge of arms and legs working together, assisted
- Jumping In - swim unassisted small distance to wall, ladder, or instructor
- Introduced to Treading Water - vertical body position, head above water

To progress to Hydros Level 3, the swimmer is comfortable performing all listed skills with little to no assistance.

Hydros Level 3

- Bobs - fully submerged
- Front Float - unassisted and recover
- Front Glide - unassisted with and without kick
- Freestyle - face in, unassisted, some sort of breathing, 10 yards.
- Introduced to Rotary Breathing
- Back Float - unassisted, and recover
- Back Glide - unassisted, with/without kick
- Backstroke - unassisted, 10 yards
- Breaststroke Kick - Introduction/Basic Knowledge
- Breaststroke Arms - Introduction/Basic Knowledge
- Treading Water - vertical body position, head above water

To progress to Neptune Level 2, in addition to proficiency in the listed skills, the swimmer is comfortable swimming 15 yards without stopping.

HYDROS SERIES

HYDROS 1

Swimmer is comfortable performing all listed Hydros 1 skills and does not cling to instructor.

HYDROS 2

Swimmer is comfortable performing all listed Hydros 2 skills with little to no assistance.

HYDROS 3

NEPTUNE 2

Swimmer is comfortable performing all listed Hydros 3 skills and is comfortable swimming 15 yards without stopping to move to Neptune 2.

Ages Three to Four Years

Neptune: Ages Five to Seven Years, 35-Minute Classes

Neptune Level 1

- Bobs - fully submerged
- Front Float - face in, unassisted
- Front Glide - streamline, unassisted
- Freestyle Kicks - with equipment, unassisted
- Freestyle Arms - face in, unassisted
- Back Float - relaxed, unassisted
- Back Glide - streamline, assisted
- Back Kicks - with equipment, unassisted
- Backstroke Arms - basic knowledge of arms and legs working together, assisted
- Jumping In - swim unassisted small distance to wall, ladder, or instructor
- Introduced to Treading Water - vertical body position, head above water

To progress to Neptune Level 2, the swimmer is comfortable performing all listed skills with little to no assistance.

Neptune Level 2

- Bobs - fully submerged
- Front Float - unassisted and recover
- Front Glide - unassisted with and without kick
- Freestyle - face in, unassisted, some sort of breathing, 15 yards.
- Knowledge of Rotary Breathing
- Back Float - unassisted, and recover
- Back Glide - unassisted, with/without kick
- Backstroke - unassisted, 15 yards
- Breaststroke Kick - basic knowledge
- Breaststroke Arms - basic knowledge
- Butterfly Kicks - basic knowledge
- Butterfly Arms - basic knowledge
- Treading Water - vertical body position, head above water

To progress to Neptune Level 3, in addition to proficiency in the listed skills, the swimmer is comfortable swimming 15 yards without stopping.

Neptune Level 3

- Front Glide - streamline position, no kick
- Front Streamline - with kick, 15 yards
- Freestyle with Rotary Breathing - 25 yards
- Back Glide - streamline position, no kick
- Back Streamline - with kick, 15 yards
- Backstroke - hips up, straight arms, 25 yards

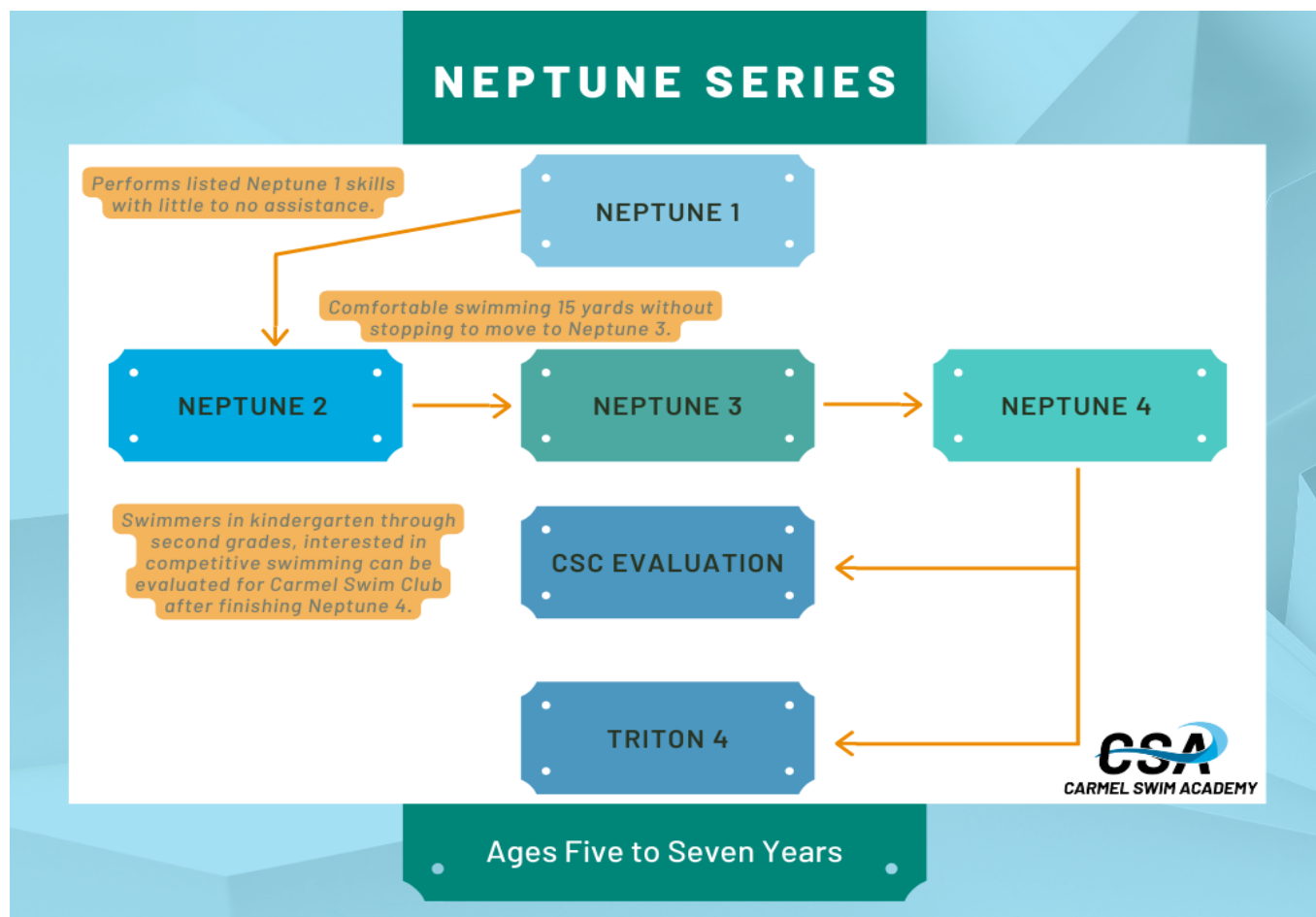
- Breaststroke - symmetrical arms and legs, basic knowledge of rhythm, 15 yards
- Butterfly - legs stay together with the kick and arms get up/out of the water, 15 yards
- Treading Water - vertical body position, head above water

To progress to Neptune Level 4, in addition to proficiency in the listed skills, the swimmer is comfortable swimming 25 yards without stopping.

Neptune Level 4

- Front Streamline - with kick, 25 yards
- 50 Yards Freestyle - non-stop with rotary breathing and streamline off the walls, mastered
- Back Streamline - with kick, 25 yards
- 50 Yards Backstroke - non-stop with hips up and streamline off the walls, mastered
- 25 Yards Breaststroke - non-stop, proficient (does not have to be fully legal)
- 25 Yards Butterfly - non-stop, proficient (does not have to be fully legal)
- Working Knowledge of Open Turns - all strokes
- Introduced to Flip Turns - freestyle
- Two-Hand Touches - breaststroke and butterfly
- Knowledge of Circle Swimming

After a swimmer is proficient in the skills in this level, with a director's approval they can either be evaluated for the Carmel Swim Club (for swimmers at least kindergarten age, interested in competitive swimming), or they may move to Triton Level 4.



Triton: Ages Eight to Ten Years, 45-Minute Classes

Triton Level 1

- Bobs - fully submerged
- Front Float - unassisted and recover
- Front Glide - unassisted with/without kick
- Freestyle - face in, unassisted, some sort of breathing, 15 yards
- Knowledge of Rotary Breathing
- Back Float - unassisted, and recover
- Back Glide - unassisted, with/without kick
- Backstroke - unassisted, 15 yards
- Breaststroke Kick - basic knowledge
- Breaststroke Arms - basic knowledge
- Butterfly Kick - basic knowledge
- Butterfly Arms - basic knowledge
- Treading Water - vertical body position, head above water

To progress to Triton Level 2, in addition to proficiency in the listed skills, the swimmer is comfortable swimming 15 yards without stopping.

Triton Level 2

- Front Glide - streamline position, no kick
- Front Streamline - with kick, 15 yards
- Freestyle with Rotary Breathing - 25 yards, proficient
- Back Glide - streamline position, no kick
- Back Streamline - with kick, 15 yards
- Backstroke - hips up, straight arms, 25 yards, proficient
- Breaststroke - symmetrical arms and legs, basic knowledge of rhythm, 15 yards
- Butterfly - legs stay together with the kick and arms get out of the water, 15 yards
- Treading Water - vertical body position, head above water

To progress to Triton Level 3, in addition to proficiency in the listed skills, the swimmer is comfortable swimming 25 yards without stopping.

Triton Level 3

- Front Streamline - with kick, 25 yards
- 25 Yards Freestyle - non-stop with rotary breathing, mastered
- Back Streamline - with kick, 25 yards
- 25 Yards Backstroke - non-stop with hips up, mastered
- 25 Yards Breaststroke - non-stop, proficient (does not have to be fully legal)
- 25 Yards Butterfly - non-stop, proficient (does not have to be fully legal)
- Working Knowledge of Open Turns - all strokes
- Introduced to Flip Turns - freestyle
- Two-Hand Touches - breaststroke and butterfly
- Knowledge of Circle Swimming

After a swimmer is proficient in the skills in this level they can either be:

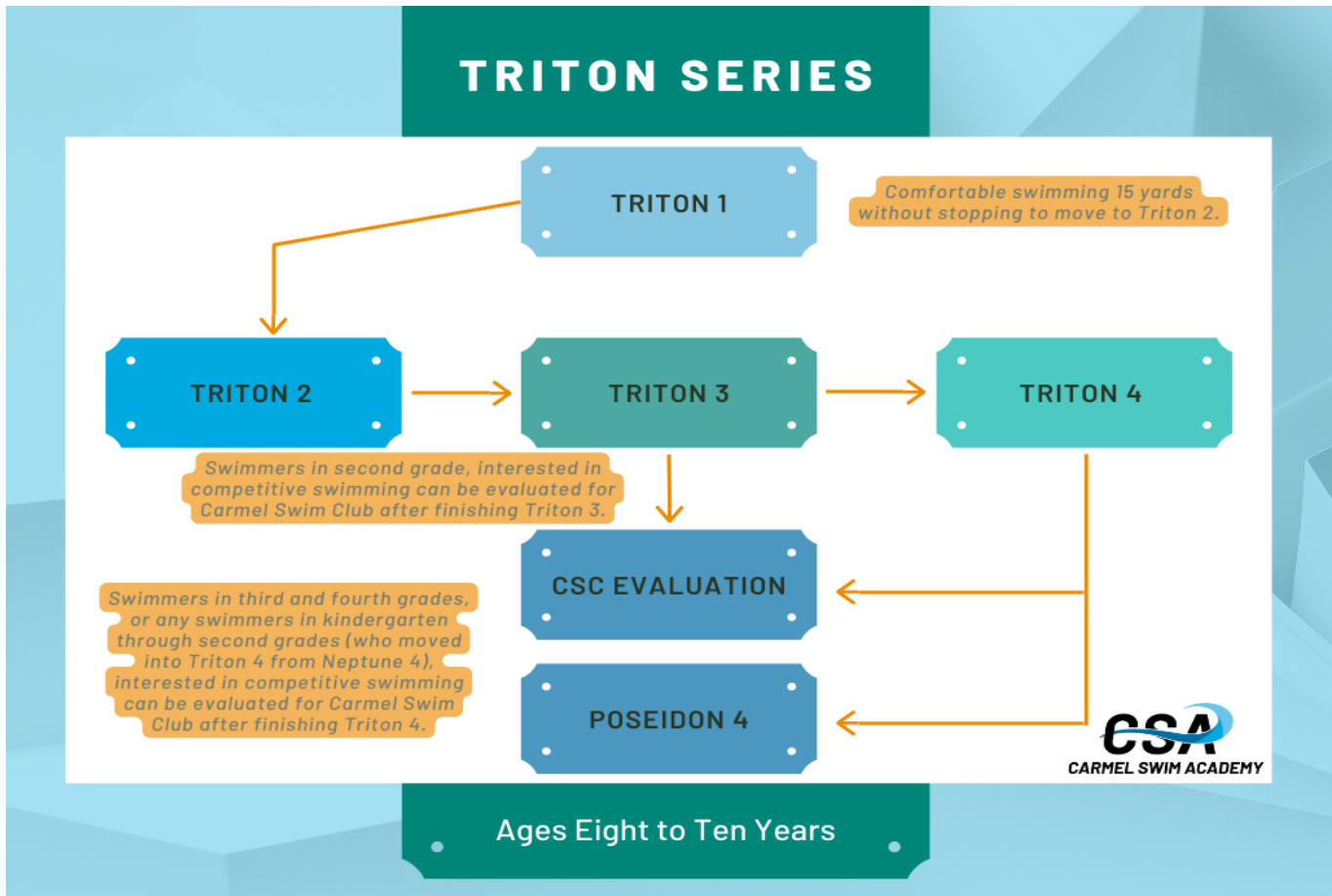
- *Evaluated for the Carmel Swim Club, for swimmers in second grade who are interested in competitive swimming,*
- *Or, advance to Triton Level 4.*

Triton Level 4

- 50 Yards Freestyle - non-stop with rotary breathing and streamline off the walls, mastered
- 50 Yards Backstroke - non-stop with hips up and streamline off the walls, mastered
- 25 Yards Breaststroke - non-stop, proficient (USA Swimming Legal)
- 25 Yards Butterfly - non-stop, proficient (USA Swimming Legal)
- Proficient knowledge of open turns (all strokes)
- Freestyle Flip Turns
- Introduced to Backstroke Flip Turns
- Two-Hand Touches - breaststroke and butterfly
- Knowledge of Circle Swimming

After a swimmer is proficient in the skills in this level they can either be:

- Evaluated for the Carmel Swim Club, for swimmers in kindergarten through fourth grades who are interested in competitive swimming,
- Or, with a director's approval, they may move to Poseidon Level 4.



Poseidon: Ages 11 Years and Older, 45-Minute Classes

Poseidon Level 1

- Bobs - fully submerged
- Front Float - unassisted and recover
- Front Glide - streamline position, no kick
- Front Streamline - with kick, 15 yards
- Freestyle - face in, unassisted, some sort of breathing, 15 yards.
- Knowledge of Rotary Breathing
- Back Float - unassisted, and recover
- Back Glide - streamline position, no kick
- Back Streamline - with kick, 15 yards
- Backstroke - unassisted, 15 yards
- Breaststroke Kick - basic knowledge, 15 yards
- Breaststroke Arms - basic knowledge, 15 yards
- Butterfly Kick - basic knowledge, 15 yards
- Butterfly Arms - basic knowledge, 15 yards

- Treading Water - vertical body position, head above water

To progress to Poseidon Level 2, in addition to proficiency in the listed skills, the swimmer is comfortable swimming 15 yards without stopping.

Poseidon Level 2

- Front Streamline - with kick, 25 yards
- 25 Yards Freestyle - non-stop with rotary breathing, mastered
- Back Streamline - with kick, 25 yards
- 25 Yards Backstroke - non-stop with hips up, mastered
- 25 Yards Breaststroke - non-stop, proficient (does not have to be fully legal)
- 25 Yards Butterfly - non-stop, proficient (does not have to be fully legal)
- Working Knowledge of Open Turns - all strokes
- Introduced to Flip Turns - freestyle
- Two-Hand Touches - breaststroke and butterfly
- Knowledge of Circle Swimming

To progress to Poseidon Level 3, in addition to proficiency in the listed skills, the swimmer is comfortable swimming 25 yards without stopping.

Poseidon Level 3

- 50 Yards Freestyle - non-stop with rotary breathing and streamline off the walls, mastered
- 50 Yards Backstroke - non-stop with hips up and streamline off the walls, mastered
- 25 Yards Breaststroke - non-stop, proficient (USA Swimming Legal)
- 25 Yards Butterfly - Non-stop, proficient (USA Swimming Legal)
- Proficient Knowledge of Open Turns - all strokes
- Freestyle Flip Turns

- Introduced to Backstroke Flip Turns
- Two-Hand Touches - breaststroke and butterfly
- Knowledge of Circle Swimming

Depending on their grade level, after a swimmer is proficient in the skills in this level they can either be:

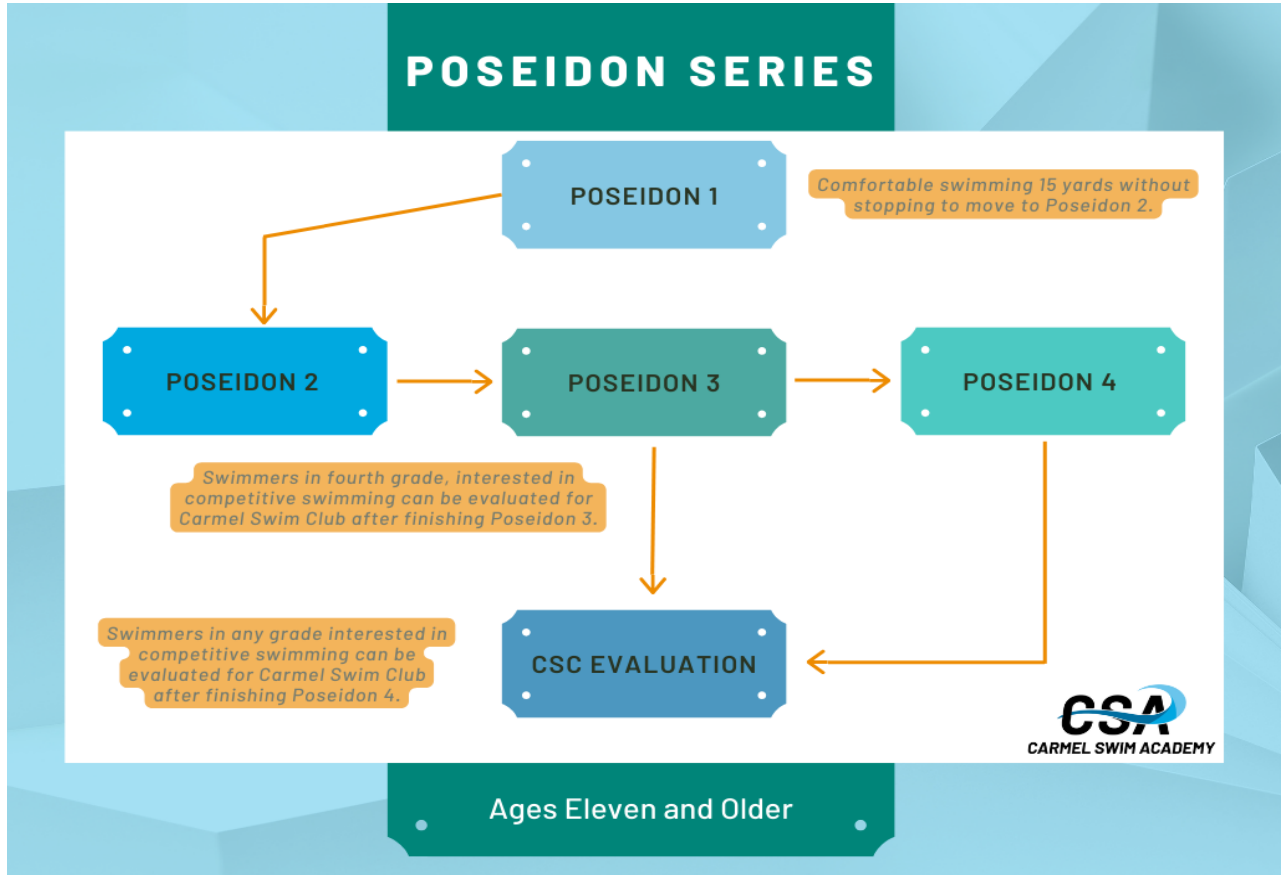
- *Evaluated for the Carmel Swim Club, for swimmers in fourth grade who are interested in competitive swimming,*
- *Or, advance to Poseidon Level 4.*

Poseidon Level 4

- 100 Yards Freestyle - non-stop with rotary breathing and streamline off the walls, mastered
- 100 Yards Backstroke - non-stop with hips up and streamline off the walls, mastered
- 50 Yards Breaststroke - non-stop, proficient (USA Swimming Legal)
- 50 Yards Butterfly - non-stop, proficient (USA Swimming Legal)
- 100 Yard Individual Medley - correct order (Fly, Back, Breast, Free), legal strokes
- Proficient Knowledge of Open Turns - all strokes
- Proficient Freestyle Flip Turns

- Proficient Backstroke Flip Turns
- Two-Hand Touches - breaststroke and butterfly
- Proficient Knowledge of Circle Swimming

After mastering the skills of this level, swimmers at any age or grade level who are interested in competitive swimming should be evaluated for the Carmel Swim Club. If a swimmer is not interested in the Carmel Swim Club, they are welcome to continue practicing their skills within this level.



Evaluations and Progress Reports: For All Levels

As a part of the program, instructors complete skills tracking for each swimmer. To access this on your account, please follow these steps:

- Login to your iClassPro account.
- Click on the "Account" tab at the top of the page.
- Go to the swimmer you would like to view and click the star that says "Evaluations".
 - From there, you will see the skill tree, including what levels they have passed and what skills they are working on in their current level.
 - We use a star rating system
 - One star means the swimmer is practicing/learning that skill.
 - Two stars means the swimmer has mastered that skill.
 - The last skill of each level says if the swimmer is ready to move to the next level. They are only ready to move to the next level if they have received a two-star rating.

Please allow 24 hours from your last class for this to be updated on your account.